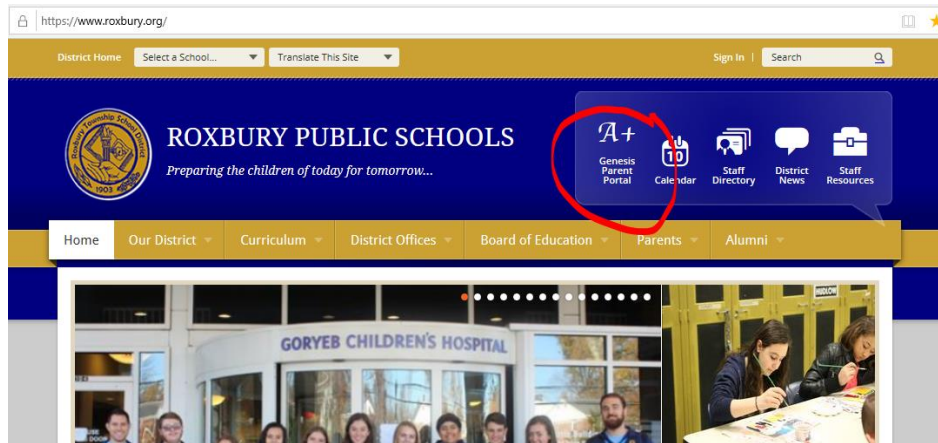
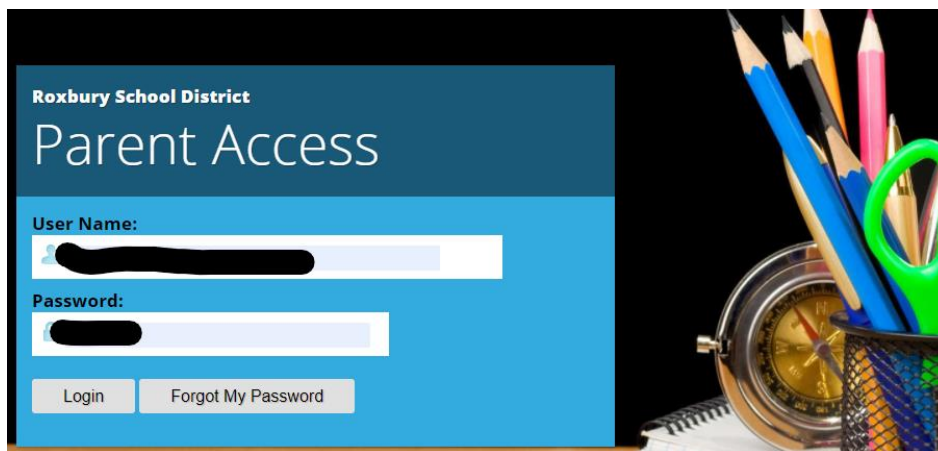


How to Submit a Form on Genesis.

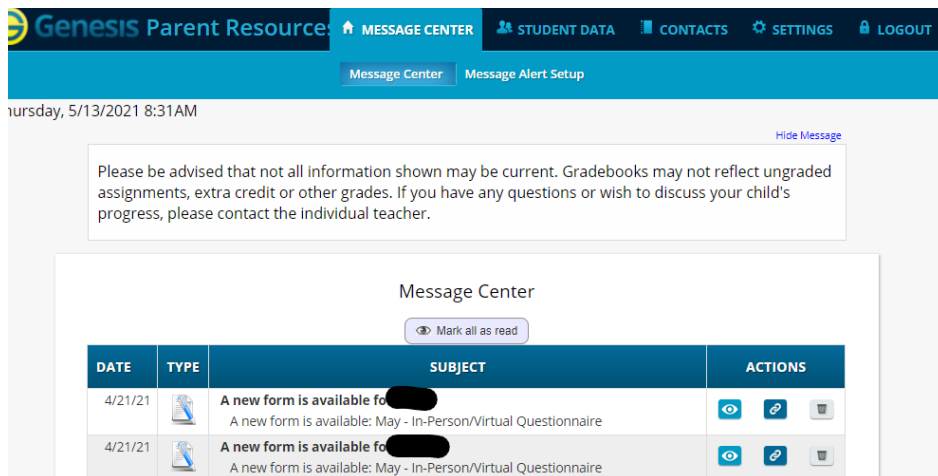
STEP 1: Visit www.roxbury.org and then select the Genesis Parent Portal link at the top.



Use your credentials to log in.



You'll arrive at the "Message Center."



STEP 2: Select Student Data → Forms. This will bring you to the “Forms Library”

You will notice a list of forms available for your student. Select the title of the one that you need.

Complete all fields within the form and then click “Update Answers.”

Genesis Parent Resource! MESSAGE CENTER STUDENT DATA CONTACTS SETTINGS LOGOUT

Summary Assessments Attendance Grading Fees And Fines Documents Forms Letters

SELECT STUDENT: [REDACTED]

FORMS LIBRARY

Thursday, 5/13/2021 8:32AM

[Hide Message](#)

Please be advised that not all information shown may be current. Gradebooks may not reflect ungraded assignments, extra credit or other grades. If you have any questions or wish to discuss your child's progress, please contact the individual teacher.

Forms Library

Today is 5/13/2021

	FORM	SUBMITTED ON	SUBMITTED BY	FILLABLE FROM	FILLABLE THRU	FOR	REQUIRED FOR ACCESS
1.	Change of Address	Not Yet Submitted				[REDACTED]	No
2.	Personal Information - Document Upload Form	Not Yet Submitted				[REDACTED]	No
3.	Student Transfer-Withdrawal Request	Not Yet Submitted				[REDACTED]	No
4.	NJ Cares Survey	✓ 8/31/2020	[REDACTED]			All Students	✓
5.	Emergency Contact Consent	✓ 8/31/2020	[REDACTED]			[REDACTED]	✓
6.	Media Consent	✓ 8/31/2020	[REDACTED]			[REDACTED]	✓
7.	Military Questionnaire	✓ 8/31/2020	[REDACTED]			All Students	✓
8.	Approved Apps/Website	✓ 8/20/2020	[REDACTED]			[REDACTED]	✓